


Instruction Manual Demo Board

1. Install "UVI_Checker_BLE.apk" file on you mobile phone. (Now only install in Android, and now developing Apple , Xiaomi app.)
2. Turn on Bluetooth on Demo Board

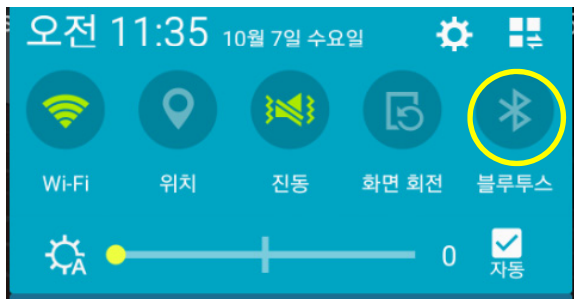


Switch off

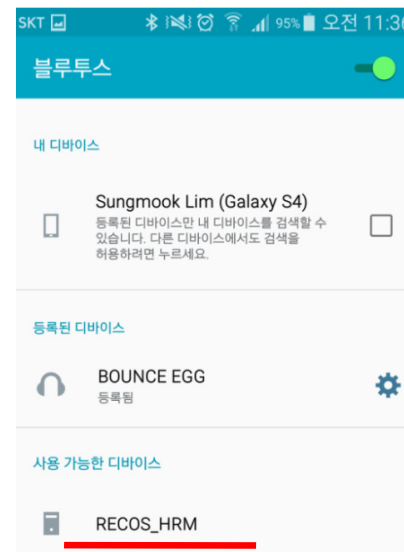


Switch on

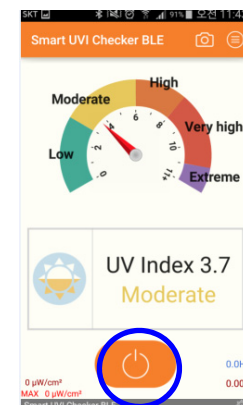
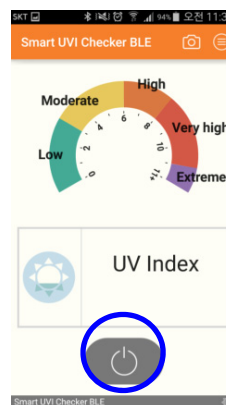

3. Turn on Bluetooth on your mobile phone. Click search button. When RECOS-HRM is searched on the phone, connect with phone.



Bluetooth on




4. Start Smart UVI Checker BLE Application → Make Demo board face to sun or UV light and touch Smart UVI Checker app's measure button. → You can check UVI.



GenUV Digital UV Sensor

2.0mm x 2.3mm SMD COB Packaging



Benefits:

- UV measurement only, visible is blocked
- 16 bit resolution
- Programmable gain and integration time
- Compact 2.0mm x 2.3mm SMD COB package

Applications:

- Cellphones
- Wearable Devices
- IoT
- Watches
- Weather Stations
- Bicycle Navigation
- Gaming Accessories