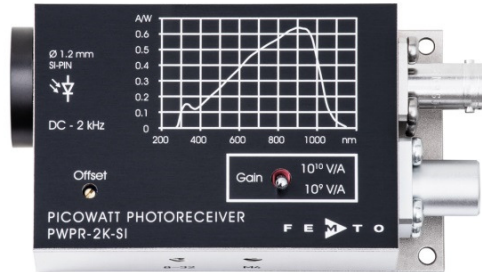




Datasheet

PWPR-2K-SI

Ultra-Low Noise 2 kHz Photoreceiver with Si-PIN Photodiode



The picture shows model PWPR-2K-SI-FS.

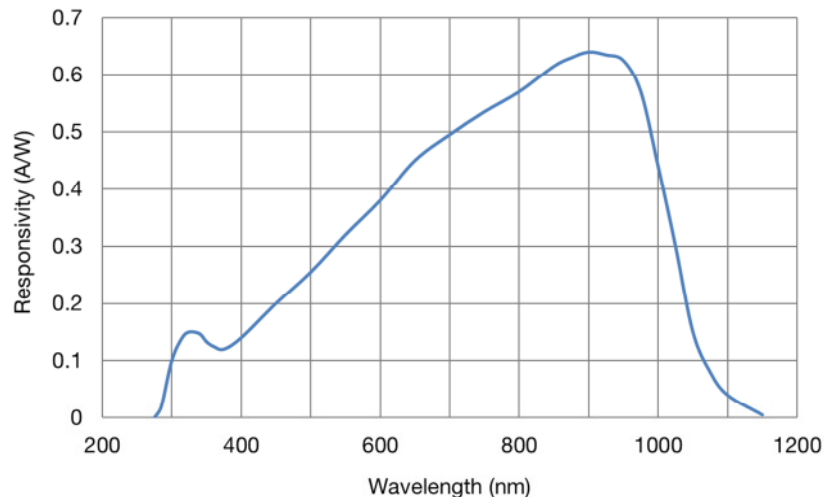
Features

- **Si-PIN detector, 1.2 mm active diameter**
- **Spectral range 320 - 1060 nm**
- **Ultra-low noise, NEP 9 fW/ $\sqrt{\text{Hz}}$**
- **Bandwidth DC to 2 kHz**
- **Transimpedance gain switchable 1.0×10^9 V/A, 1.0×10^{10} V/A**
- **Free-space input 1.035"-40 threaded, alternatively 25 mm diameter unthreaded**
- **Easily convertible to fiber optic input (FC and FSMA) with optionally available screw-on adapters**
- **UNC 8-32 and M4 tapped holes for mounting on standard posts with metric and imperial thread**

Applications

- **Spectroscopy, reflection and transmission measurements**
- **Highly sensitive optoelectronic measurements**
- **Applications utilizing optical chopper modulation**
- **Optical front-end for oscilloscopes, A/D converters and lock-in amplifiers**

Spectral Response



Ultra-Low Noise 2 kHz Photoreceiver with Si-PIN Photodiode

Available Versions

PWPR-2K-SI-FST



Internal threaded coupler ring with 30 mm outer diameter (included)

1.035"-40 threaded flange for free space applications, compatible with many optical standard accessories and for use with various types of fiber connector adapters

Optionally available:
Fiber adapters PRA-FC and PRA-FSMA
(Coupling efficiency will depend on fiber type.
With the relative large 1.2 mm dia. photodiode installed in the PWPR-2K-SI input coupling is not critical. However, standard SM or MM fibers (PC or APC) with low numerical aperture (NA) and core diameters not more than 400 μm are recommended for ensuring near 100% coupling efficiency.)

PWPR-2K-SI-FS



25 mm dia. unthreaded flange for free space applications, compatible with many optical standard accessories

PWPR-S

Customized versions available on request

Available Accessories

PRA-FSMA
PRA-FC



Fiber-adapter with external 1.035"-40 thread



PRA-PAP



Alternative mounting option:
Post adapter plate, easy to mount on FEMTO photoreceiver series OE, FWPR, PWPR, HCA-S and LCA-S



PS-15-25-L



Power supply
Input: 100 - 240 VAC
Output: ±15 VDC

Ultra-Low Noise 2 kHz Photoreceiver with Si-PIN Photodiode

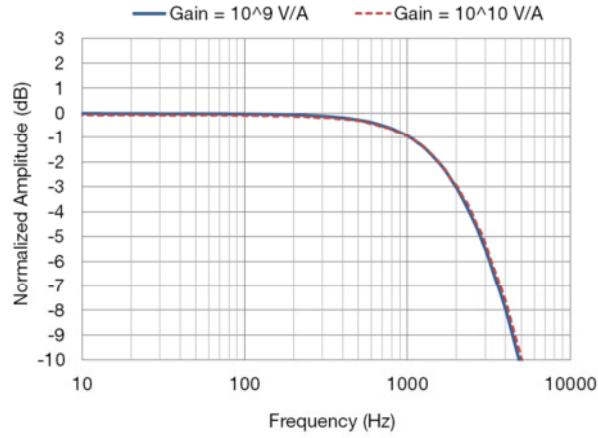
Specifications	Test conditions	$V_S = \pm 15\text{ V}$, $T_A = 25\text{ }^\circ\text{C}$, output load impedance $1\text{ M}\Omega$, warm-up 20 minutes (min. 10 minutes recommended)
Gain	Transimpedance gain	$1.0 \times 10^9\text{ V/A}$, $1.0 \times 10^{10}\text{ V/A}$ (switchable) (@ output load $\geq 100\text{ k}\Omega$)
	Gain accuracy	$\pm 1\%$ (electrical)
	Conversion gain	$6.4 \times 10^8\text{ V/W}$, $6.4 \times 10^9\text{ V/W}$ typ. (switchable) (@ 900 nm, output load $\geq 100\text{ k}\Omega$)
Frequency Response	Lower cut-off frequency	DC
	Upper cut-off frequency (-3 dB)	2 kHz
	Rise/fall time (10% - 90%)	165 μs
Detector	Detector type	Si-PIN photodiode
	Active area	$\varnothing 1.2\text{ mm}$
	Spectral range	320 - 1060 nm
	Max. sensitivity	0.64 A/W @ 900 nm typ.
Input	Input offset current (dark current)	0.6 pA typ.
	Input offset current drift	factor 2 / $10\text{ }^\circ\text{C}$
	Input offset compensation range	$\pm 120\text{ pA}$ (adjustable by offset potentiometer)
	Optical saturation power	15.6 nW (@ 10^9 V/A , 900 nm) 1.56 nW (@ 10^{10} V/A , 900 nm)
	NEP	9 fW/ $\sqrt{\text{Hz}}$ (@ 900 nm, 100 Hz)
Output	Output voltage range	-1.2 V ... +10 V (@ $\geq 100\text{ k}\Omega$ output load)
	Max. output current	30 mA (short-circuit proof)
	Output impedance	50 Ω (terminate with $\geq 100\text{ k}\Omega$)
	Output noise	0.45 mV _{RMS} (3 mV _{pp}) typ. @ 10^9 V/A , no signal on detector
Power Supply	Supply voltage	$\pm 15\text{ V}$ ($\pm 14.5\text{ V}$... 16.5 V)
	Supply current	+32 mA / -25 mA (depends on operating conditions, recommended power supply capability minimum $\pm 100\text{ mA}$)
Case	Weight	207 g (0.46 lbs) PWPR-2K-SI-FS 220 g (0.49 lbs) PWPR-2K-SI-FST incl. coupler ring
	Material	AlMg4.5Mn, nickel-plated
Temperature Range	Storage temperature	-30 $^\circ\text{C}$... +85 $^\circ\text{C}$
	Operating temperature	0 $^\circ\text{C}$... +50 $^\circ\text{C}$

Absolute Maximum Ratings	Optical input power (CW)	10 mW
	Power supply voltage	$\pm 20\text{ V}$

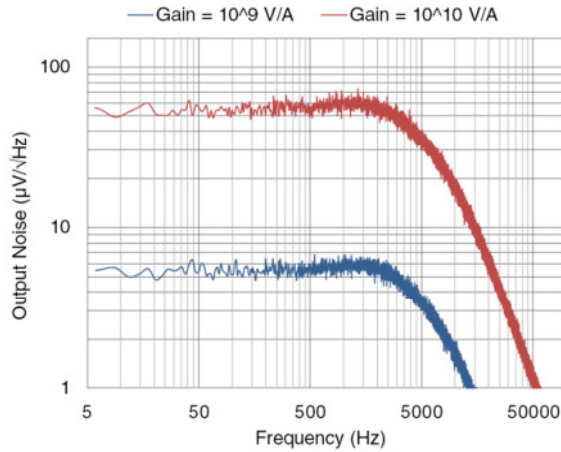
Ultra-Low Noise 2 kHz Photoreceiver with Si-PIN Photodiode

Typical Performance Characteristics

Frequency Response



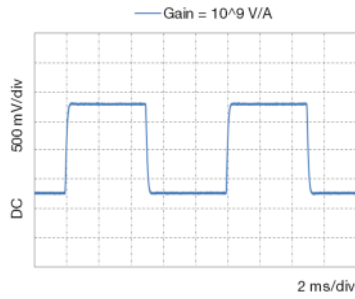
Output Noise



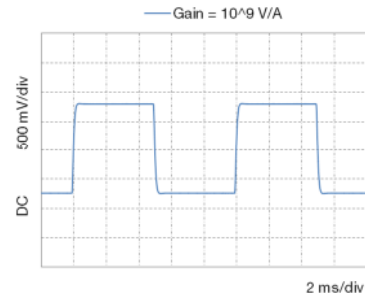
Ultra-Low Noise 2 kHz Photoreceiver with Si-PIN Photodiode

Typical Performance Characteristics (continued)

Step Signal Response @ 2500 pW (p-p, 850 nm)

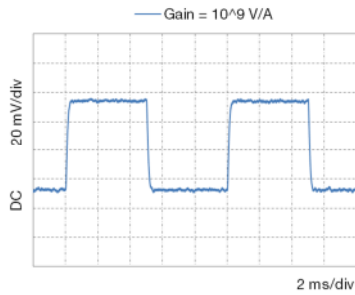


acquisition without averaging

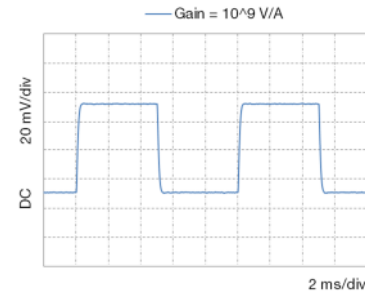


acquisition with 64x averaging

Step Signal Response @ 100 pW (p-p, 850 nm)

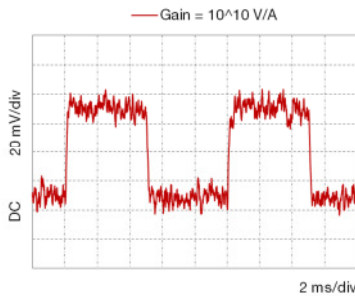


acquisition without averaging

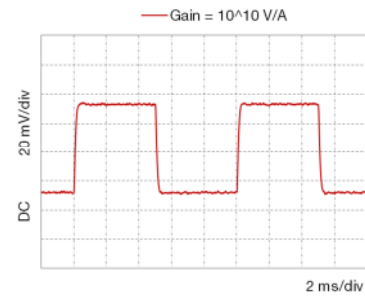


acquisition with 64x averaging

Step Signal Response @ 10 pW (p-p, 850 nm)



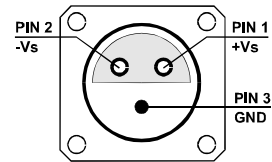
acquisition without averaging



acquisition with 64x averaging

Ultra-Low Noise 2 kHz Photoreceiver with Si-PIN Photodiode

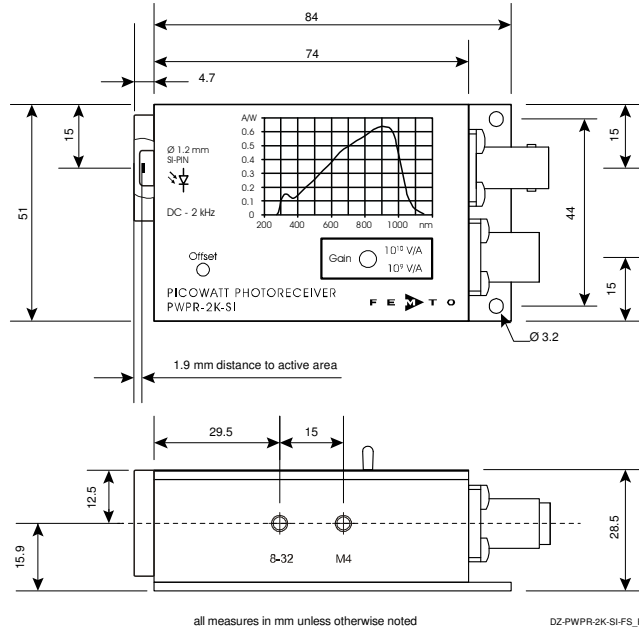
Connectors	Input Output Power supply	PWPR-2K-SI-FS PWPR-2K-SI-FST fixed fiber optic input BNC jack (female) Lemo® series 1S, 3-pin fixed socket (mating plug type: FFA.1S.303.CLAC52) Pin 1: +15 V Pin 2: -15 V Pin 3: GND	25 mm dia. unthreaded flange for free space applications 1.035"-40 threaded flange for free space applications and for use with fiber connector adapters PRA-FC and PRA-FSMA available as customized unit
Scope of Delivery	PWPR-2K-SI, internally threaded coupler ring ("FST" version only), Lemo® 3-pin connector, datasheet, transport package		



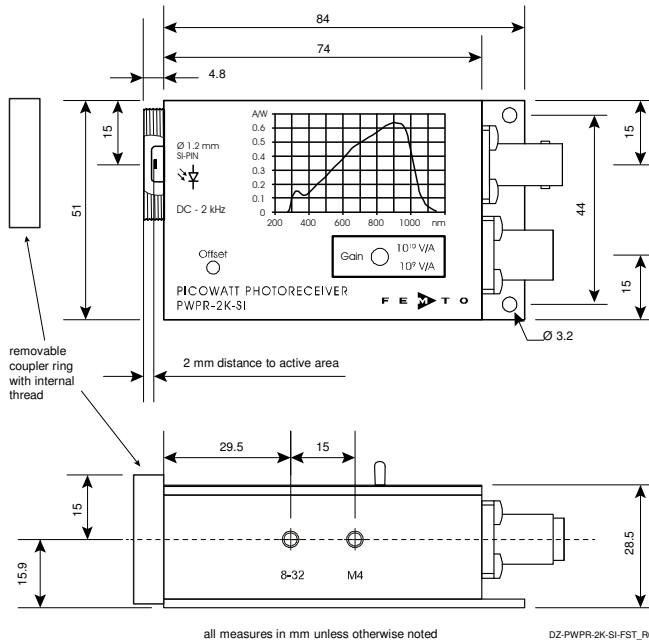
Ultra-Low Noise 2 kHz Photoreceiver with Si-PIN Photodiode

Dimensions

PWPR-2K-SI-FS (25 mm dia. unthreaded free space input)



PWPR-2K-SI-FST (1.035"-40 threaded free space input)



Specifications are subject to change without notice. Information provided herein is believed to be accurate and reliable. However, no responsibility is assumed by FEMTO Messtechnik GmbH for its use, nor for any infringement of patents or other rights of third parties which may result from its use. No license is granted by implication or otherwise under any patent or patent rights of FEMTO Messtechnik GmbH. Product names mentioned may also be trademarks used here for identification purposes only.

© by FEMTO Messtechnik GmbH · Printed in Germany