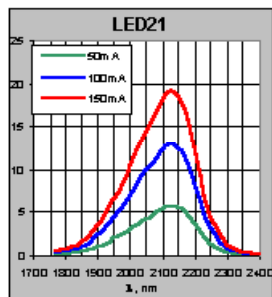
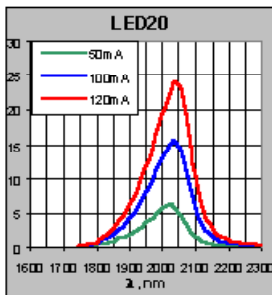
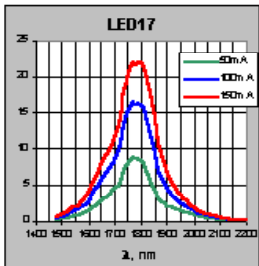
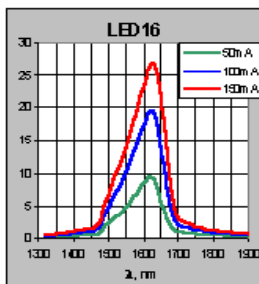




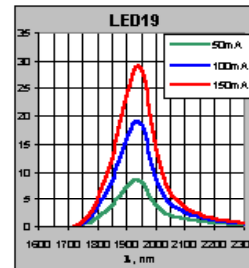
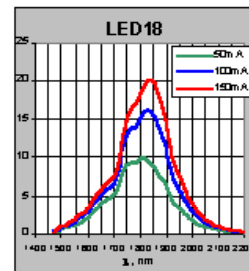
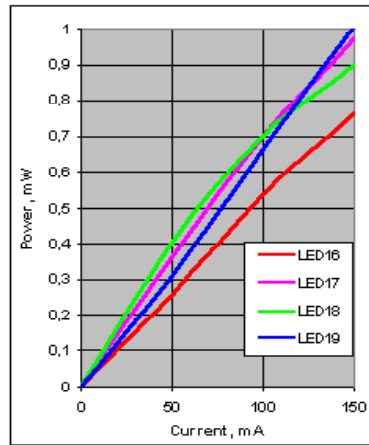
## LED Quasi-CW Operation Mode

### Current Dependences of Optical Characteristics

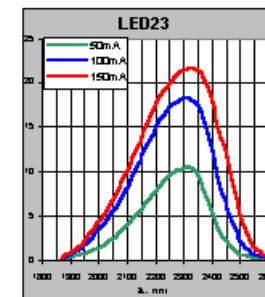
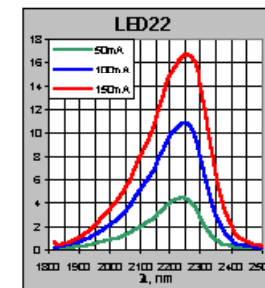
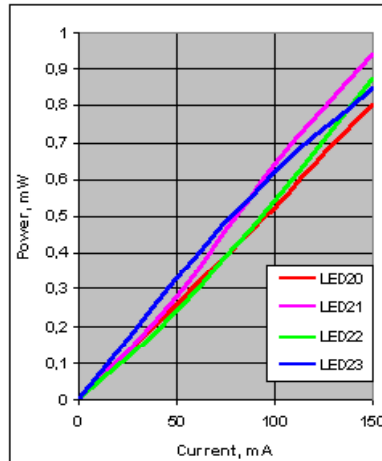
Optical power is measured in quasi-CW regime (at square-wave modulated bias). Standard regime of operation that we recommend for receiving maximum average optical power is quasi steady-state regime (quasi-CW) with repetition rate 500 Hz. Use of thermoelectric cooler allows optical power to be stabilized or increased (by cooling).



**LED16-LED19  
Average Power vs. Current**



**LED20, LED23  
Average Power vs. Current**



Full power can be measured correctly only by use of integrated sphere. Power of our LED practically doesn't decrease with increase of modulation frequency up to 10 MHz. Spectral intensity is shown in arbitrary units.

