



Electro Optical Components, Inc.

5464 Skylane Boulevard, Suite D, Santa Rosa, CA 95403


Toll Free: 855-EOC-6300

www.eoc-inc.com | info@eoc-inc.com



Features

- High reliability
- Spectral Selectivity
- Easy to use in lock-in circuits
- Parabolic reflector with window



LED chip

Description

Light emitting diode **LED43-PRW** demonstrates typical maximum of emitting wavelength of $\lambda_p = 4.15 \mu\text{m}$ ($I = 150 \text{ mA}$, $f = 0.5 \text{ KHz}$, duty cycle: 50%).

Light emitting diode **LED43-PRW** is equipped with sapphire window. The components is mounted in a standard 5.5 mm TO-18 package with parabolic reflector (PR).


LED heterostructure is grown on InAs substrate.

Related products: **LED43-PRW** can be used in optical pair with our [PD48-05-WS](#) photodiodes.

LIGHT EMITTING DIODE

LED43-PRW

4.1 - 4.3 μm



Applications

- Measuring equipment
- Gas analysis (CO_2 , C_2H_6)
- Analytical spectral devices

Options

- Power supply: [LED Driver D-31M](#)

General characteristics

Package	Parameter	Symbol	Value	Unit
TO-18 with PRW	Maximum operating current	I_{QCW}^*	220	mA
		I_{Pulsed}^{**}	2000	
	Soldering temperature	T_s	+ 230	°C
	Operating temperature	T_{opr}	- 30...+ 50	°C
	Storage temperature	T_{stg}	- 55...+ 60	°C
	Weight	m	0.68	g
	Size	D	9.0	mm
H		18.5		

* Quasi-CW mode: Repetition rate: 0.5 kHz, pulse duration: 1 ms, duty cycle: 50%

** Pulse mode: Repetition rate: 0.5 kHz, pulse duration: 2 μ s, duty cycle: 0.1%

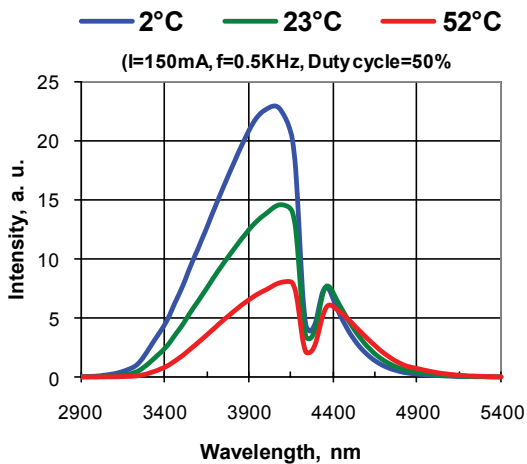
Electrical and optical characteristics

Parameter	Symbol	Condition	Min	Max	Unit
Peak emission wavelength	λ_p	$I_F = 150$ mA	$\lambda_{typ} = 4.15$		μ m
			4.1	4.3	
Spectral FWHM	$\Delta\lambda$	$I_F = 150$ mA	700	1000	nm
Pulse optical power	P_{QCW}^*	$I_F = 200$ mA	8	26	μ W
	P_{Pulsed}^{**}	$I_F = 1000$ mA	35	120	
Forward voltage	V_F	(*)	0.2	0.8	V
Switching time	τ		10	30	ns

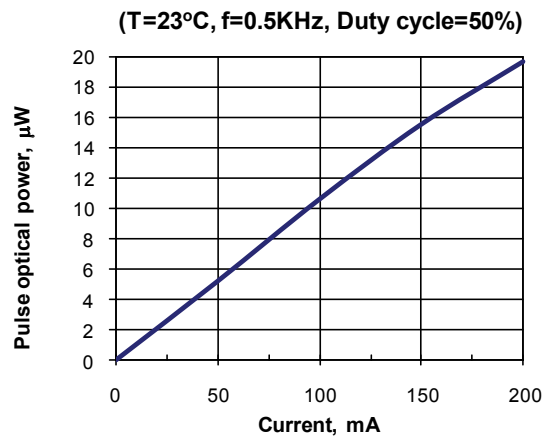
* Quasi-CW mode: repetition rate: 0.5 kHz, pulse duration: 1 ms, duty cycle: 50%, current: 200 mA

** Pulse mode: repetition rate: 0.5 kHz, pulse duration: 2 μ s, duty cycle: 0.1%, current: 1 A

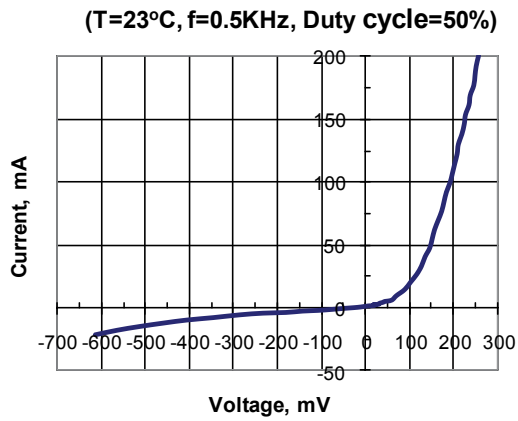
Electroluminescence spectra



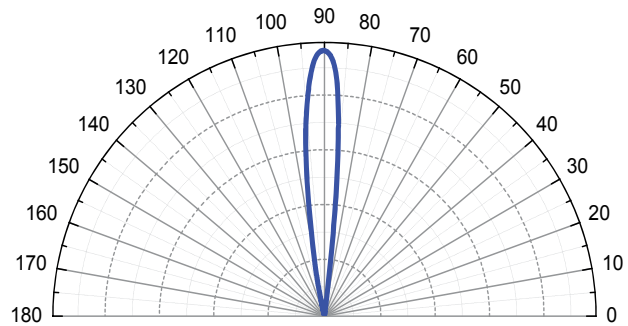
Pulse optical power vs. current



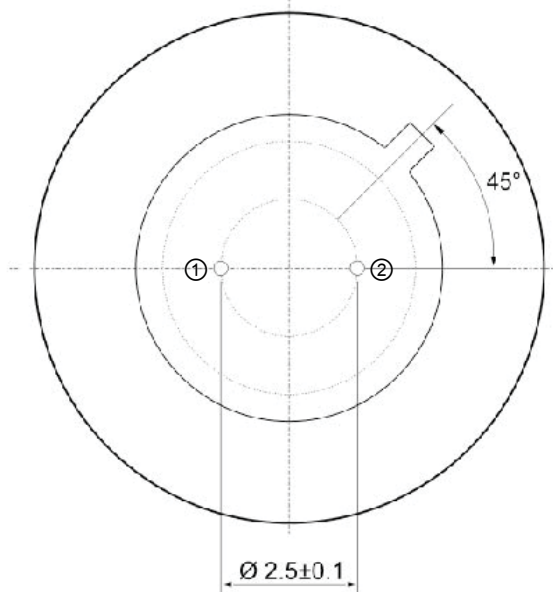
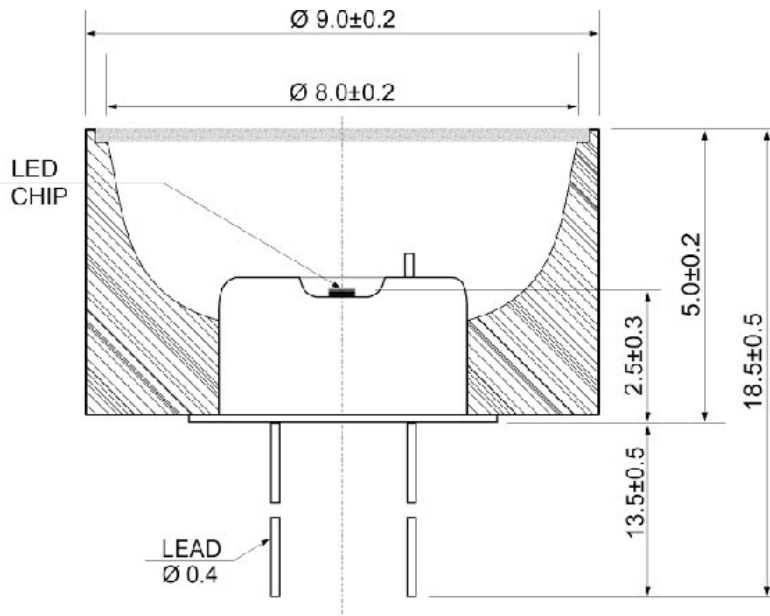
Current vs. voltage



Field pattern



TO-18 package with PR - dimensions (mm)



Pin	Description
① Common to case	Diode (cathode)*
②	Diode (anode)*

* Attention: Pin polarity can be changed.