



# Electro Optical Components, Inc.

5464 Skylane Boulevard, Suite D, Santa Rosa, CA 95403

Toll Free: 855-EOC-6300

[www.eoc-inc.com](http://www.eoc-inc.com) | [info@eoc-inc.com](mailto:info@eoc-inc.com)



## UV-C Sensor Probe

### GUVC-T11GC-I7LW11



#### Features

- Single Supply Voltage, 3 wire 4-20 mA Current Output
- Water Environment (10 bar)

#### Applications

Sterilization Lamp Monitoring

Pure UV-C Monitoring




Fig1. UV Sensor Probe

#### Case dimensions

Thread/Length for Mounting	Body (mm)	Window (mm)	Head (mm)	Wrench Size (mm)	Length (mm)	Weight (kg)	Body (stainless steel)
PT 1 1/4 "/21 mm	Φ42	Φ24×24	Φ36×15	36	81	0.44	316-L ( 1.4404 )

#### Absolute Maximum Ratings

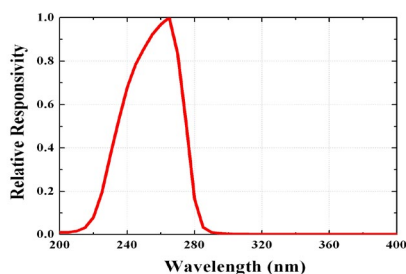
Parameter	Symbol	Value			Unit	Remark
		Min.	Typ.	Max.		
Storage Temperature	T <sub>st</sub>	-40		90	°C	
Operating Temperature	T <sub>op</sub>	-30		85	°C	

#### Electro-Optical Characteristics (at 25 °C)

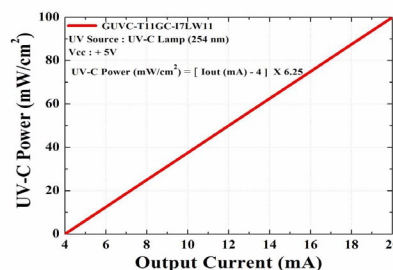
Parameter	Symbol	Value			Unit	Remark
		Min.	Typ.	Max.		
Supply Voltage	V <sub>cc</sub>	9		24	V	DC
Offset Current	I <sub>off</sub>		4		mA	
Spectral Detection Range	λ	220		280	nm	10% of Max.
Output Current	V <sub>out</sub>	4		20	mA	
Detection Power Range	P	0		100	mW/cm <sup>2</sup>	Total power of 4 sensor
Response Time	T		10		ms	

\* Maximum of detection power : 20 mW/cm<sup>2</sup> (Option), 100 mW/cm<sup>2</sup> (Standard)

#### Relative Responsivity



#### Output Current along UV power



$$\begin{aligned} \text{UVC Power (mW/cm}^2\text{)} \\ &= \\ &(\text{Iout (mA)} - 4) \times 6.25 \end{aligned}$$

\* Cover thread with teflon tape or ceramo paste before turning in. Please also use a sealing ring behind thread.