



Electro Optical Components, Inc.

5464 Skylane Boulevard, Suite D, Santa Rosa, CA 95403

Toll Free: 855-EOC-6300

www.eoc-inc.com | info@eoc-inc.com



UV Sensor Probe

GUVx-T1xGC-I8LW10



Features

Water Environment (<10 bar)

Single Supply Voltage, 4-20mA Current Output

Applications

UV Power Measure

UV Lamp Monitoring



LW10 Probe (Socket : 20A PT tab SUS)



Connection Cable (IP67, 5m)

Fig1. UV Sensor Probe

Case dimensions

Thread/Length for Mounting	Diameter (mm)	Window (mm)	Wrench Size (mm)	Length (mm)	Weight (g)	Body (stainless steel)
PT3/4 " /16 mm	30	7	26	62	200	316-L (1.4404)

Absolute Maximum Ratings

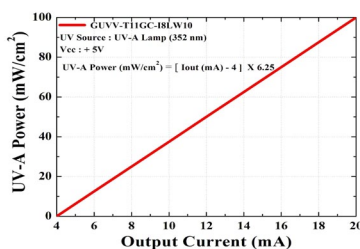
Parameter	Symbol	Min.	Typ.	Max.	Unit	Remark
Storage Temperature	T _{st}	-40		90	°C	
Operating Temperature	T _{op}	-30		85	°C	

Electro-Optical Characteristics (at 25 °C)

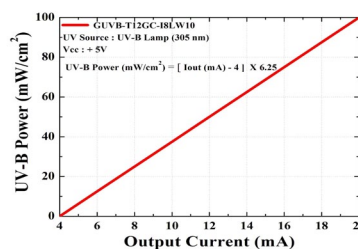
Parameter	Symbol	Min.	Typ.	Max.	Unit	Remark
Supply Voltage	V _{cc}	9		24	V	DC
Offset Current	I _{off}	3.9	4	4.1	mA	
Detection Range	GUVV-T11GC-I8LW10	λ	230	395	nm	10% of Max.
	GUVB-T12GC-I8LW10	λ	220	320	nm	10% of Max.
	GUVC-T11GC-I8LW10	λ	220	280	nm	10% of Max.
Output Current	I _{out}	4		20	mA	
Detection Power Range	P	0		100	mW/cm ²	
Response Time	T		10		ms	

* Maximum of detection power : 20 mW/cm² (Option), 100 mW/cm² (Standard), 1000 mW/cm² (Option)

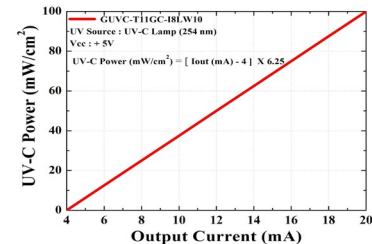
Output Current along UV power



GUVV-T11GC-I8LW10



GUVB-T12GC-I8LW10



GUVC-T11GC-I8LW10

$$\text{UV Power (mW/cm}^2\text{)} = [\text{Iout (mA)} - 4] \times 6.25$$

* Cover thread with teflon tape or ceramo paste before turning in. Please also use a sealing ring behind thread.