



# UV Sensor Probe

## GUVx-T1xGC-2LA2



### Features

- Air Environment, Single Supply Voltage, Analog Voltage Output

### Applications

UV Lamp Monitoring




Fig1. UV Sensor Probe

### Case dimensions

Size (mm)	55 × 30 × 16
Window (mm)	12
No. of fixed hole	2
hole to hole (mm)	22
Weight (g)	57
Cable Length (m)	5

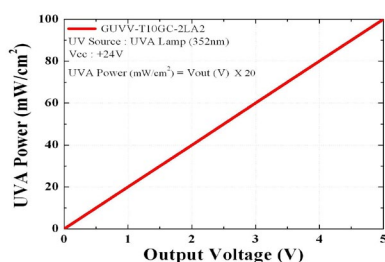
### Absolute Maximum Ratings

Parameter	Symbol	Value			Unit	Remark
		Min.	Typ.	Max.		
Storage Temperature	T <sub>st</sub>	-40		90	°C	
Operating Temperature	T <sub>op</sub>	-30		85	°C	

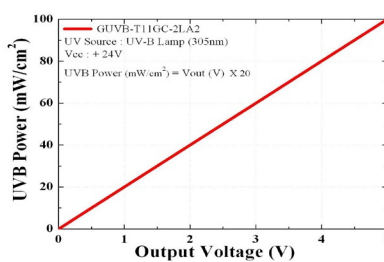
### Electro-Optical Characteristics (at 25 °C)

Parameter	Symbol	Value			Unit	Remark
		Min.	Typ.	Max.		
Supply Voltage	V <sub>cc</sub>	9		24	V	DC
Supply Current	I <sub>Q</sub>		3.3		mA	
Detection Range	GUVV-T10GC-2LA2	λ	230	395	nm	10% of Max.
	GUVB-T11GC-2LA2	λ	220	320	nm	10% of Max.
	GUVC-T10GC-2LA2	λ	220	280	nm	10% of Max.
Output Voltage	V <sub>out</sub>	0		5	V	
Detection Power Range	P	0		100	mW/cm <sup>2</sup>	
Response Time	T		10		ms	

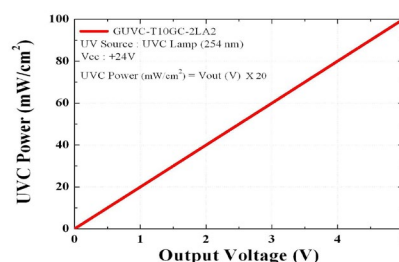
### Output Voltage along UV power



GUVV-T10GC-2LA2



GUVB-T11GC-2LA2



GUVC-T10GC-2LA2

UV Power (mW/cm<sup>2</sup>) = Vout (V) × 20