



Electro Optical Components, Inc.

5460 Skylane Boulevard, Santa Rosa, CA 95403

Toll Free: 855-EOC-6300

www.eoc-inc.com | info@eoc-inc.com



Photovoltaic multiple junction detectors PVM

PVM series features room temperature and TE cooled IR multiple junction photovoltaic detectors.

Detector type	Cooling, operating temperature T [K]	Optimal wavelength ^{*)} λ_{opt} [μm]	Detectivity ^{**) [$\frac{\text{cm} \cdot \sqrt{\text{Hz}}}{\text{W}}$]}		Current responsivity length product $R_s \cdot L_s$ [$\frac{\text{A} \cdot \text{mm}}{\text{W}}$]	Time constant τ [μs]	Resistance R [Ω]	Acceptance angle \varnothing [$^\circ$], ZMA	Optical area ^{***)} [$\text{mm} \times \text{mm}$]	Package	Window ^{****)}
			@ λ_{peak}	@ λ_{opt}							
PVM	uncooled, ~300	8	$\geq 1.2 \times 10^8$	$\geq 6.0 \times 10^7$	≥ 0.008	≤ 4	50 to 300	$\geq 90, 0.71$	0.1x0.1 0.2x0.2 1x1 2x2 3x3 4x4 ¹⁾	BNC, TO39, TO8	no window
		10.6	$\geq 2.0 \times 10^7$	$\geq 1.0 \times 10^7$	≥ 0.002	≤ 1.5	20 to 150				
	two-stage TE-cooled (2TE), ~230	8	$\geq 6.0 \times 10^8$	$\geq 3.0 \times 10^8$	≥ 0.015	≤ 4	150 to 1000	$\sim 70, 0.87$		TO8, TO66	wedged ZnSe AR coated
		10.6	$\geq 2.0 \times 10^8$	$\geq 1.0 \times 10^8$	≥ 0.006	≤ 3	90 to 350				

^{*)} Other optimal wavelengths available upon request.

^{**) Data sheet states minimum guaranteed D^* values for each detector model. Higher performance detectors can be provided upon request.}

^{***)} Other optical area available upon request.

^{****)} Other windows available upon request.

¹⁾ Optical area available only for uncooled detectors.

Photovoltaic detectors optically immersed PVMI

PVMI series features room temperature and TE cooled IR multiple junction photovoltaic detectors, optically immersed (achieved by using high refractive index micro lenses) in order to improve performance of the devices, different acceptance angle and saturation level. Both PVM and PVMI devices are optimized for the maximum performance at opt. Highest performance and stability are achieved by application of variable gap HgCdTe semiconductor, optimized doping and sophisticated surface processing.

Detector type	Cooling, operating temperature T [K]	Optimal wavelength ^{*)} λ_{opt} [μm]	Detectivity ^{**) [$\frac{\text{cm} \cdot \sqrt{\text{Hz}}}{\text{W}}$]}		Current responsivity length product $R_s \cdot L_s$ [$\frac{\text{A} \cdot \text{mm}}{\text{W}}$]	Time constant τ [ns]	Resistance R [Ω]	Acceptance angle \varnothing [$^\circ$], ZMA	Optical area ^{***)} [$\text{mm} \times \text{mm}$]	Package	Window ^{****)}	
			@ λ_{peak}	@ λ_{opt}								
PVMI	uncooled, ~300	8	$\geq 6.0 \times 10^8$	$\geq 3.0 \times 10^8$	≥ 0.04	≤ 4	50 to 300	$\sim 36, 1.62$	1x1 2x2	BNC, TO39	no window	
		10.6	$\geq 2.0 \times 10^8$	$\geq 1.0 \times 10^8$	≥ 0.01	≤ 1.5	20 to 150					
	two-stage TE-cooled (2TE), ~230	8	$\geq 2.5 \times 10^9$	$\geq 2.0 \times 10^9$	≥ 0.10	≤ 4	150 to 1000				TO8, TO66	wedged ZnSe AR coated
		10.6	$\geq 1.5 \times 10^9$	$\geq 1.0 \times 10^9$	≥ 0.05	≤ 3	90 to 350					
	three-stage TE-cooled (3TE), ~210	8	$\geq 4.0 \times 10^9$	$\geq 3.0 \times 10^9$	≥ 0.15	≤ 4	200 to 1500					
		10.6	$\geq 2.0 \times 10^9$	$\geq 1.5 \times 10^9$	≥ 0.10	≤ 3	100 to 400					
	four-stage TE-cooled (4TE), ~195	8	$\geq 8.0 \times 10^9$	$\geq 6.0 \times 10^9$	≥ 0.20	≤ 4	500 to 2500					
		10.6	$\geq 2.5 \times 10^9$	$\geq 2.0 \times 10^9$	≥ 0.15	≤ 3	120 to 500					

^{*)} Other optimal wavelengths available upon request.

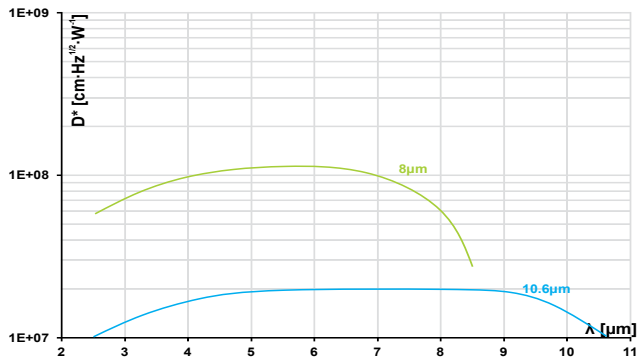
^{**) Data sheet states minimum guaranteed D^* values for each detector model. Higher performance detectors can be provided upon request.}

^{***)} Other optical area available upon request.

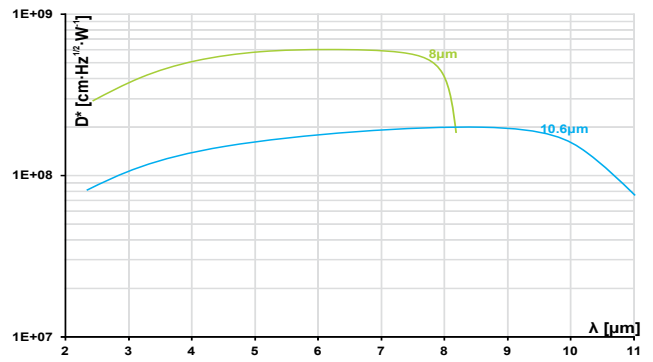
^{****)} Other windows available upon request.

Spectral characteristics^{*)}

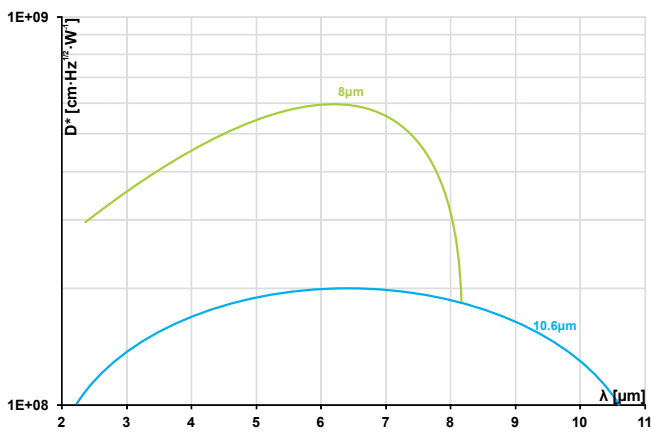
PVM



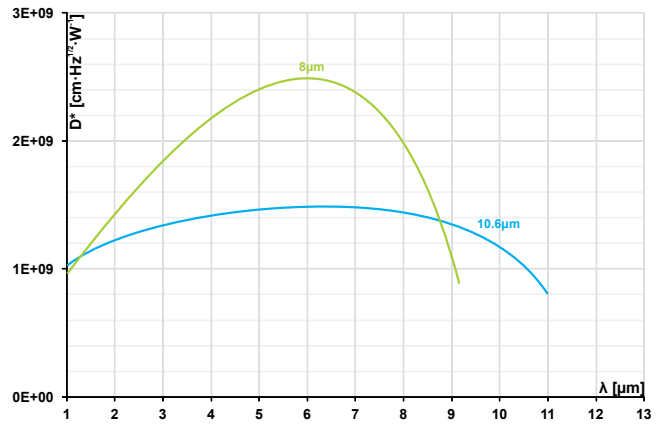
PVM-2TE



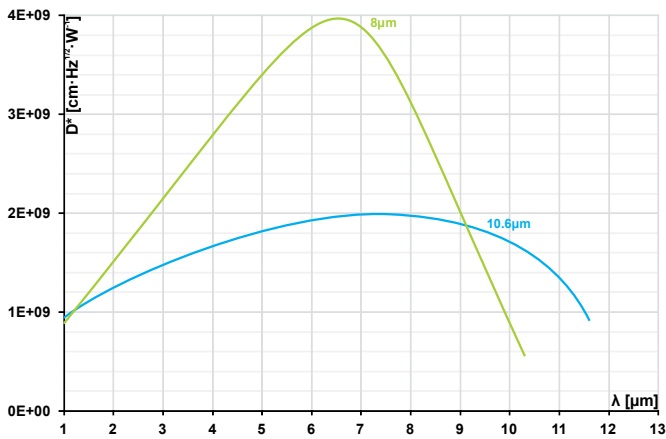
PVMI



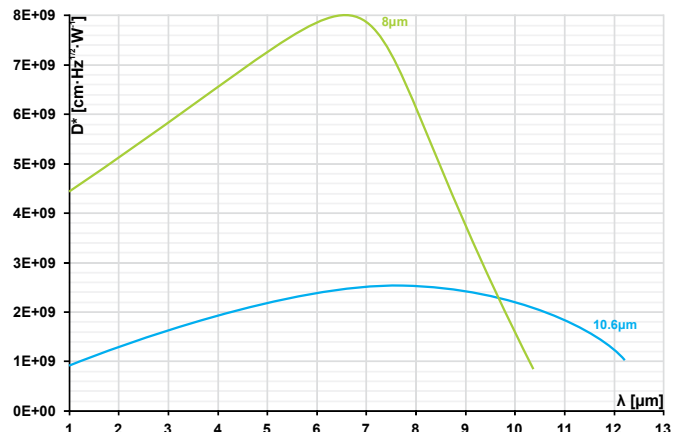
PVMI-2TE



PVMI-3TE



PVMI-4TE



^{*)}Example of D^* vs wavelength λ for HgCdTe detectors. Spectral characteristics of individual detectors may vary from those shown in the chart.