



EOC-SI-3000

High-sensitivity, Low-noise Mini Optic Fiber Spectrometer	EOC-SI-3000/EOC-SI-3040
--	--------------------------------

Feature:

- Resolution: 0.01-2 nm
- Detector pixels: 2048
- High sensitivity: 1300V (Ix*s)
- Response range: from UV to NIR
- Maximum readout speed: 10MHz max
- Optical path: crossed C-T
- Integration time: 1ms-65535ms
- Power supply: USB port
- Light input connector: SMA905 or free space
- Data output connector: USB2.0(High speed) or UART

Application:

- Small volume, fast spectrophotometer
- Spectral analysis/radiation spectrophotometer analysis
- Transmission, absorbance measurement
- Reflectance detection
- Ellipsometer
- Laser wavelength measurement
- UV, VIS and short wave NIR wavelength measurement

Description:

EOC-SI-3000 Series are low-noise, high-resolution optic fiber spectrometer. It employs 2048pixels CCD sensor spectral response covering UV to NIR wavelength.

Readout speed reach up to 10MHz, low noise signal process circuit, and fast and accurate spectral data collection.

EOC-SI-3040 further improve SNR and dynamic range based on EOC-SI-3000, so measuring results have high stability and reliability, and they do not change with operating temperatures.

EOC-SI-3000 supplies power directly via USB port, and outputs data via USB2.0/UART, and it's convenient to apply integration.

PN	CCD pixels	Cooled or uncooled CCD
EOC-SI-3000	2048pixels	Uncooled CCD
EOC-SI-3040	4096pixels	Uncooled CCD

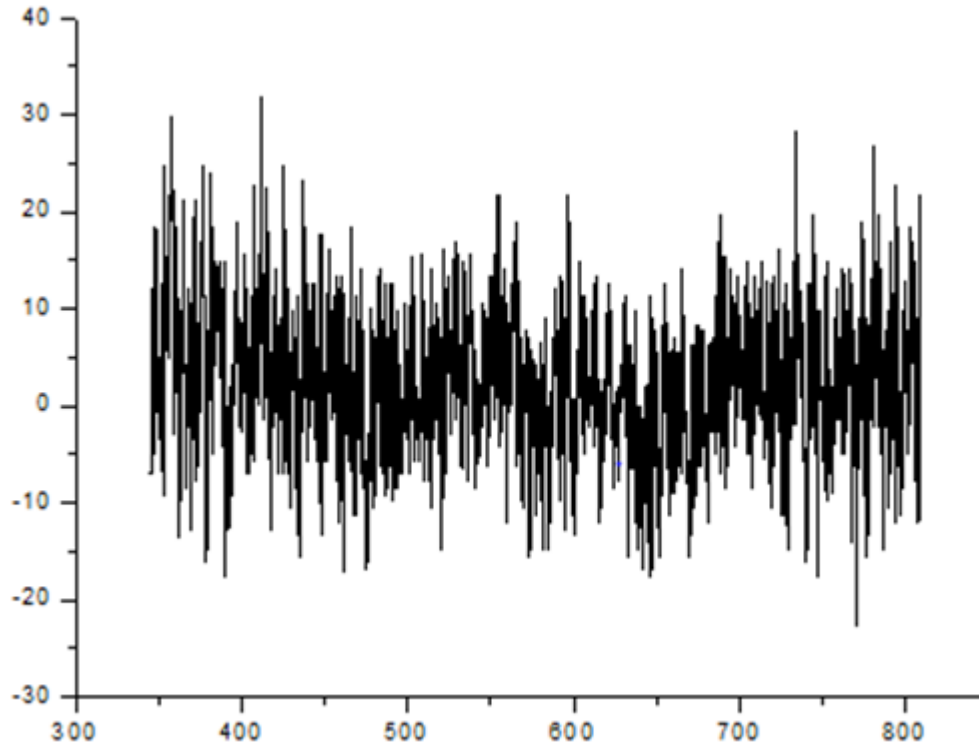


EOC-SI-3000

Performance parameters:

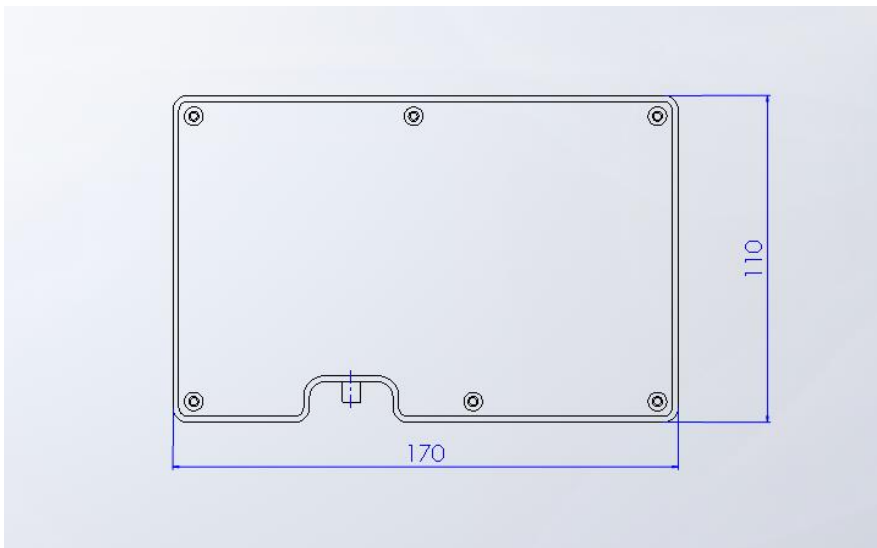
Detector:		
Type	Linear CCD sensor	
Spectral range	180-1100 nm	
Resolution	0.01-2 nm	
Effective pixels	2048pixels (EOC-SI-3000) or 4096 pixels (EOC-SI-3040P)	
Pixel size	14 μ m \times 200 μ m (EOC-SI-3000) 或 7 μ m \times 200 μ m (EOC-SI-3040P)	
Sensitivity	1300 (lx·s)	
conversion efficiency	25uV/e-	
Dark noise	EOC-SI-3000	8.3 RMS @ 25°C
Optical parameters		
Wavelength ranges	180-1100 nm (available in custom wavelength)	
Optical resolution	0.01-1 nm (decide on slit and spectral range)	
SNR	EOC-SI-3000	>1000: 1
Dynamic range	EOC-SI-3000	10000: 1
Optical path parameters		
Optical path	f/4 crossed C-T	
Confocal distance	77.5 mm for incidence / 112 mm for output	
entrance slit width	5、10、25、50、100、150、200 μ m (optional), available in custom width)	
incident connector	SMA905 connector or free space	
Electrical parameters		
Integration time	1 – 65535 ms	
Output data port	USB 2.0	
ADC bits depth	16 bit	
Power supply	DC 5V \pm 10%	
Operating current	<350 mA (uncooled) 、 <3.0A (cooled)	
Storage temperature	-20°C to +70°C	
Operating temperature	-10-45 °C	
Operating humidity	< 90%RH	
Physical parameters		
size	170 \times 110 \times 52 mm ³	
weight	0.8 kg	
Sealing	Anti-sweat	

EOC-SI-3000

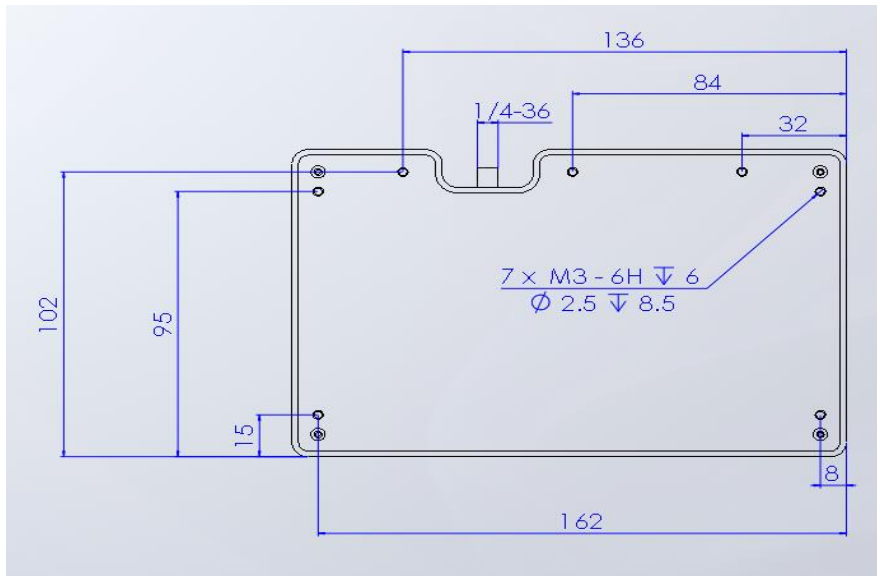
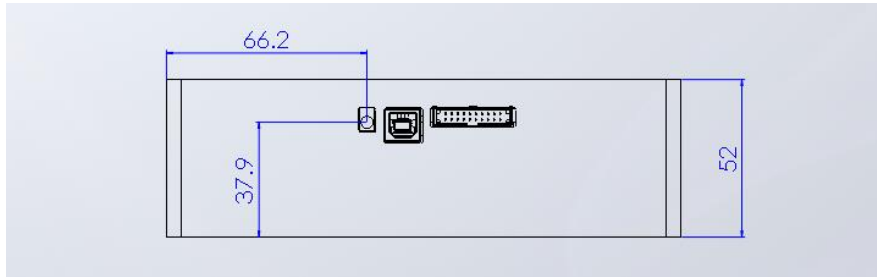


EOC-SI-3000 dark noise

Mechanical dimension:



EOC-SI-3000



Electrical port:

Parameter	Min	Typ	Max	Unit
Power Supply				
Operating voltage range	4.5	5	5.5	V
Operating current	200	500	2000	mA
Logic Inputs(3.3V LVTTTL, Five-volt tolerant)				
High level input voltage	1.7		3.6	V
Low level input voltage	-0.3		1.0	V
Logic Output(3.3V LVTTTL)				
High level output voltage	2.4			V
Low level output voltage			0.4	V

EOC-SI-3000




Table 1 Electrical Pin-Out

Pin#	Description	I/O	Function Description
1	VCC	/	Power Supply, 5V ±0.5,
2	VCC	/	Power Supply, 5V ±0.5,
3	GND	/	Ground
4	GND	/	Ground
5	LD_TX	Output	UART Transmit signal LVTTTL Logic for LD
6	LD_RX	Input	UART Receive signal LVTTTL Logic for LD
7	LD_trigger	Input	LVTTTL output trigger signal for LD
8	LD_EN	Output	LVTTTL output enable signal.for LD
9	NC	/	
10	NC	/	
11	GPIO0	Input /Output	General Purpose Software Programmable Digital Inputs/Outputs, LVTTTL Logic.
12	GPIO1	Input /Output	General Purpose Software Programmable Digital Inputs/Outputs, LVTTTL Logic.
13	GPIO2	Input /Output	General Purpose Software Programmable Digital Inputs/Outputs, LVTTTL Logic.
14	GPIO3	Input /Output	General Purpose Software Programmable Digital Inputs/Outputs, LVTTTL Logic.
15	GPIO4	Input	General Purpose Software Programmable Digital

EOC-SI-3000

		/Output	Inputs/Outputs, LVTTTL Logic.
16	GPIO5	Input /Output	General Purpose Software Programmable Digital Inputs/Outputs, LVTTTL Logic.
17	VCC	/	3.3V Power Output
18	GND	/	Ground
19	EXT_TX	Output	EXT UART Transmit signal LVTTTL Logic
20	EXT_RX	Input	EXT UART Receive signal LVTTTL Logic